



Mathieu Lefebvre
*Co-founder
Group Chairman & CEO*



Jean-Michel Thibaud
Deputy GM & CFO

2024 FULL YEAR RESULTS

April 15th, 2025





a biogas leader in a nutshell

Waga tackles the #1 greenhouse issue

Landfills emit high quantities of methane which is **80x more damaging** on global warming than CO2



No-brainer solution

One and only **patented technology**

Suitable to all landfills to convert methane into grid-compliant biogas

Clear-cut edge over any alternative in efficiency (90% capture vs 50 to 70% for competitors)



Proven successful scale-up

➔ **In industrialization**
30 standardized units in operation, 8 y track record

➔ **In units size**

➔ **In US and international commercial expansion**



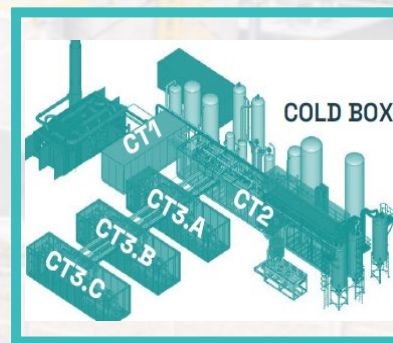
Unique cashflow profile

highly predictable cashflows over up to 20 y

Every unit **profitable day 1**

Build-own-operate **integrated business model**

Fabless company with reliable manufacturing partners

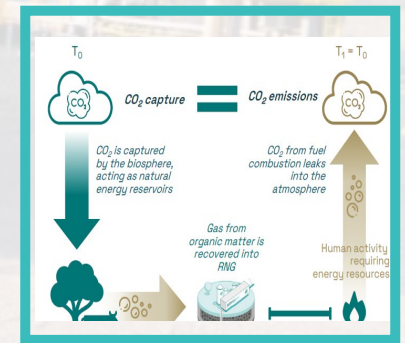


Waga turns a pollution into a resource

generating **revenues**

➕ **Renewable energy** displacing fossil fuel on a net zero basis

➕ **sovereign energy production**



Waga Energy posts a very good FY 2024 performance

- **FY2024 revenue: €55.7m (+67% yoy)**, including more than 47% international
- **Ebitda: -€2.6m (+€2.2 m yoy)**, H2 @ -€0.1m
- **€223m raised** in equity and debt in 2024 + another €24m in 2025



RECORD COMMERCIAL MOMENTUM

Sales pipeline @ **16.8 TWh p.a.**, up +40% since FY2023, **successful expansion into the US** with the commissioning of a 1st WAGABOX® and 8 more US units under construction

EXCELLENT OPERATIONAL PERFORMANCE

- **10 projects started in 2024**, and **19 WAGABOX® units under construction** for 1.8 TWh (6.1 mm MMBtu) p.a. installed capacity
- **576 GWh / 1.9 mm MMBtu (+72% yoy)** of RNG injected from captured biogas with **30 RNG production units⁽¹⁾** in operation (FR, SP, US, CA) representing **1.4 TWh (4.8 mm MMBtu) p.a.** installed capacity (+75% yoy)

WAGA ENERGY TURNS A POLLUTION INTO A RESOURCE


142,000 tons of avoided CO₂ eq. emissions in 2024⁽²⁾

Another year of strong growth, on track to achieve EBITDA breakeven

10 RNG production units commissioned in 2024



January 2024
Sainte-Marie-Kerque
35 GWh/y (120,000 MMBtu)



March 2024
Steuben (New York)
60 GWh/y (205,000 MMBtu)



April 2024
Éteignières
25 GWh/y (85,300 MMBtu)



April 2024
Chatuzange-le-Goubet
25 GWh/y (85,300 MMBtu)



April 2024
Rockford (Illinois)
330 GWh/y (1,126, 000 MMBtu)



June 2024
Septèmes-les-Vallons
25 GWh/y (85,300 MMBtu)



July 2024
Fresnoy-Folny
35 GWh/y (120,000 MMBtu)



July 2024
Cowansville
30 GWh/y (102,000 MMBtu)



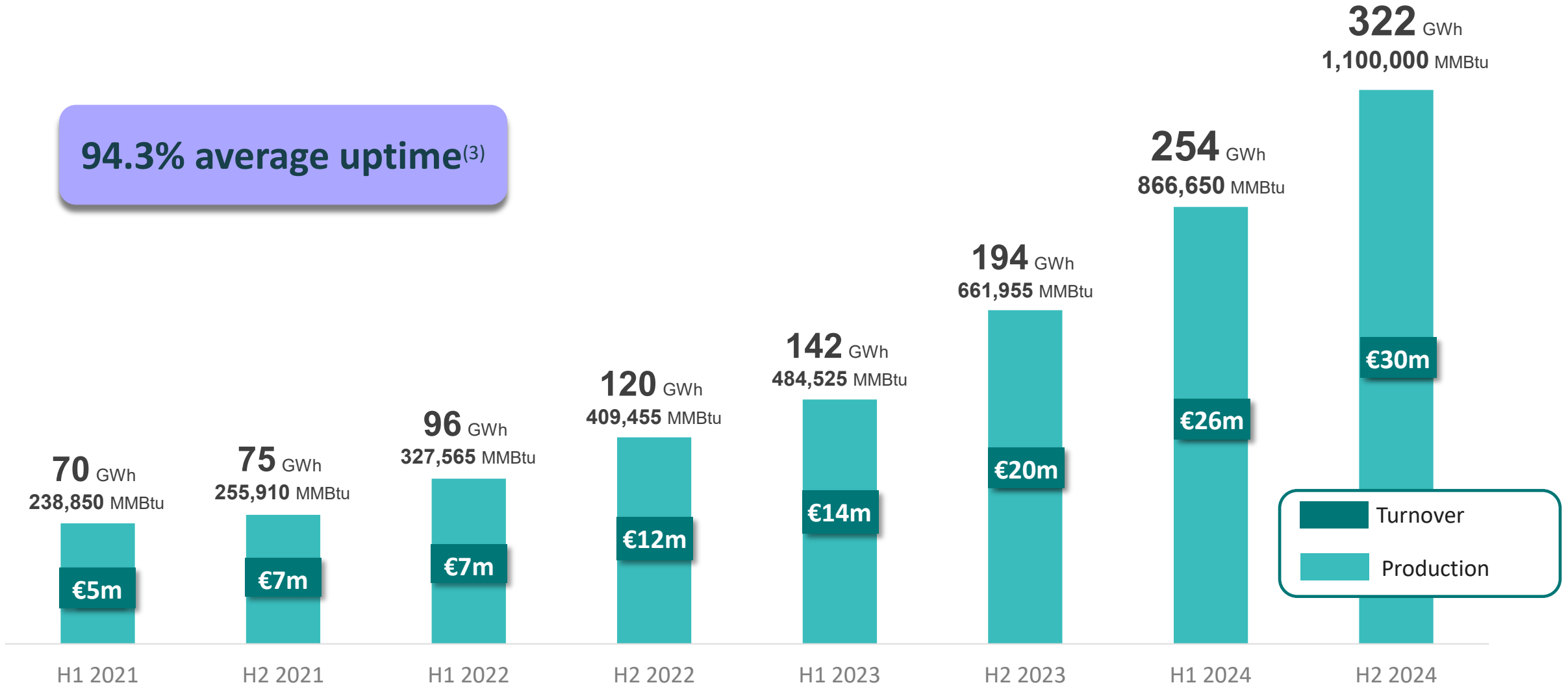
September 2024
Granges
25 GWh/y (85,300 MMBtu)



December 2024
Clermont-Ferrand
15 GWh/y (51, 00 MMBtu)

576 GWh (2 m MMBtu) RNG injected (+72% yoy)

94.3% average uptime⁽³⁾



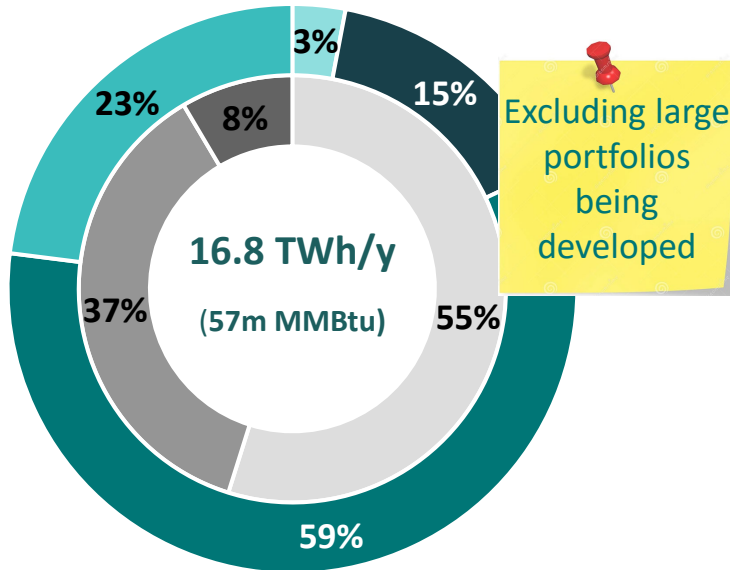
Sales pipeline @ 16.8 TWh (57mm MMBtu) p.a., up +40% yoy

PIPELINE

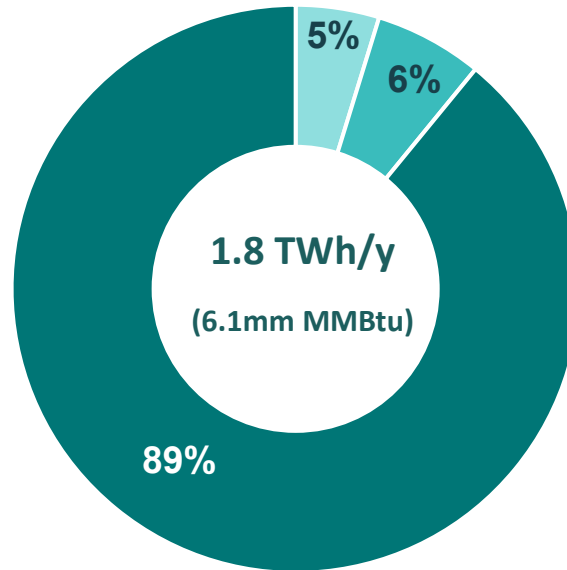
SIGNED PROJECTS

UNDER CONSTRUCTION

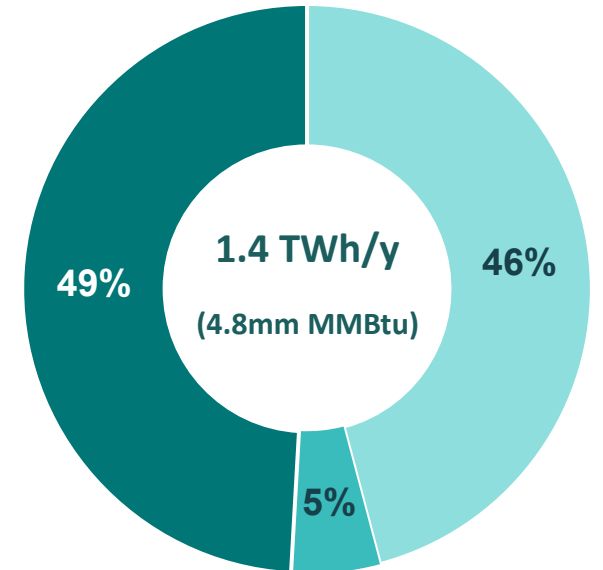
IN OPERATION



#197 projects



#19 projects




#30 projects

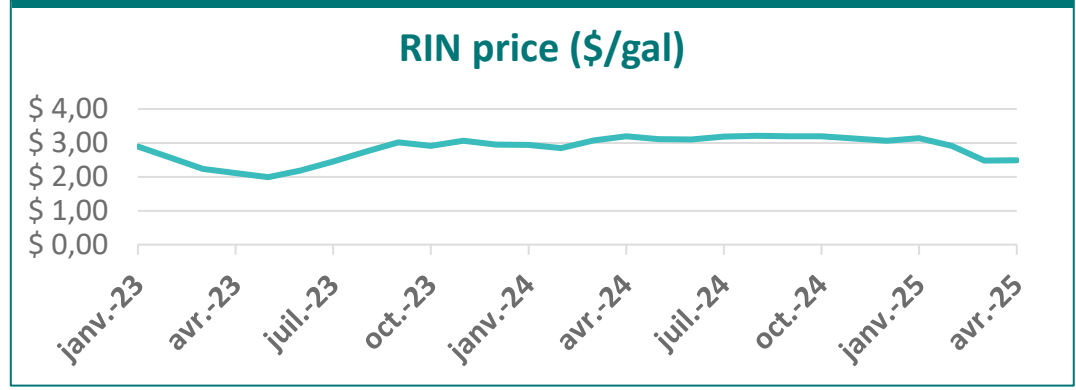
- Phase 1: feasibility studies ongoing
- Phase 2: offer submitted
- Phase 3: contractual negotiation

- France
- Rest of Europe
- North America
- Rest of World

Waga's unique positioning regardless of RNG market conditions, thanks to competitive production costs



RINs have returned to their usual level
(and are expected to stay between \$2 and \$2.5/gal in the coming years)



- **4 Gas Rights + 3 offtake contracts signed** in the US since Dec. 2024, illustrating the continuing market momentum
- **IRA tax credits eligibility** confirmed for projects initiated before end 2024

A major competitive edge in a more selective market

If RIN prices do not increase and/or ITC discontinuing is confirmed, competitors' projects may not be viable any more

Waga Energy will still be able to develop projects thanks to the competitiveness of its unique proprietary technology



- Sustained **high natural gas prices** in Europe promotes competitive RNG production projects
- **Reducing spread between power and natural gas prices** reinforces RNG business cases

Aligned with 10 of the 17 United Nations SDGs, actively contributing to a more sustainable future



10x more eq CO₂ saved than emitted by Waga Energy

CARBON FOOTPRINT	2023	2024
Scope 1 emissions (tons of CO ₂ equivalent)	1,017	2,878
Scope 2 emissions location-based (tons of eqCO ₂)	1,734	4,251
Scope 3 emissions location-based (tons of eqCO ₂)	6,741	7,585
Total GHG emissions location-based (tons of eqCO₂)	9,492	14,714
Avoided emissions from RNG production (tons of eqCO ₂)	74,217	142,286
<i>Ratio carbon footprint / avoided CO₂ emissions</i>	12.8%	10.3%

The key pillars of our ESG strategy

#1. Acting For The Energy Transition

#2. Encouraging The Development Of Employees

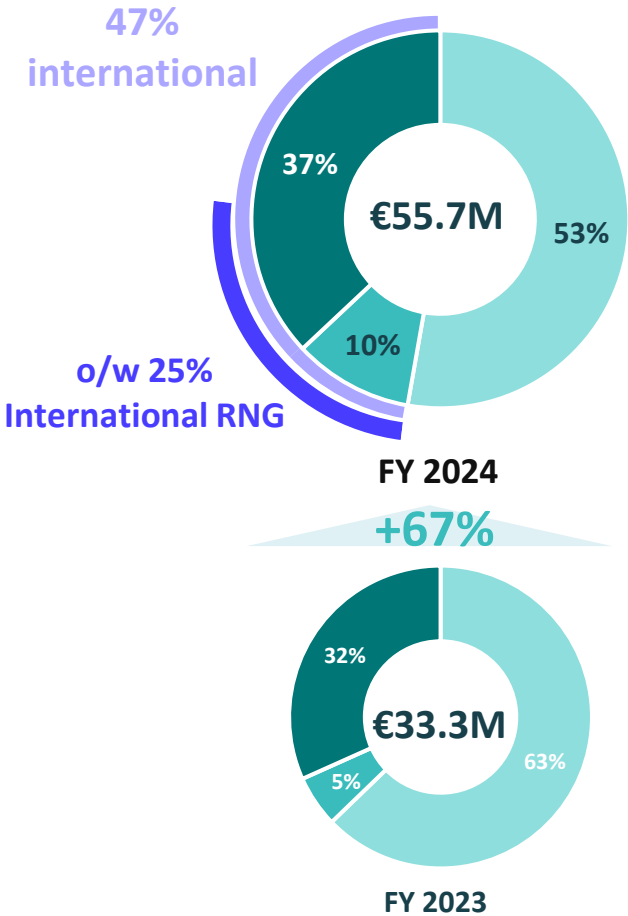
#3. Ethic Development

EU Taxonomy **100%** of revenue eligible to European Green Taxonomy

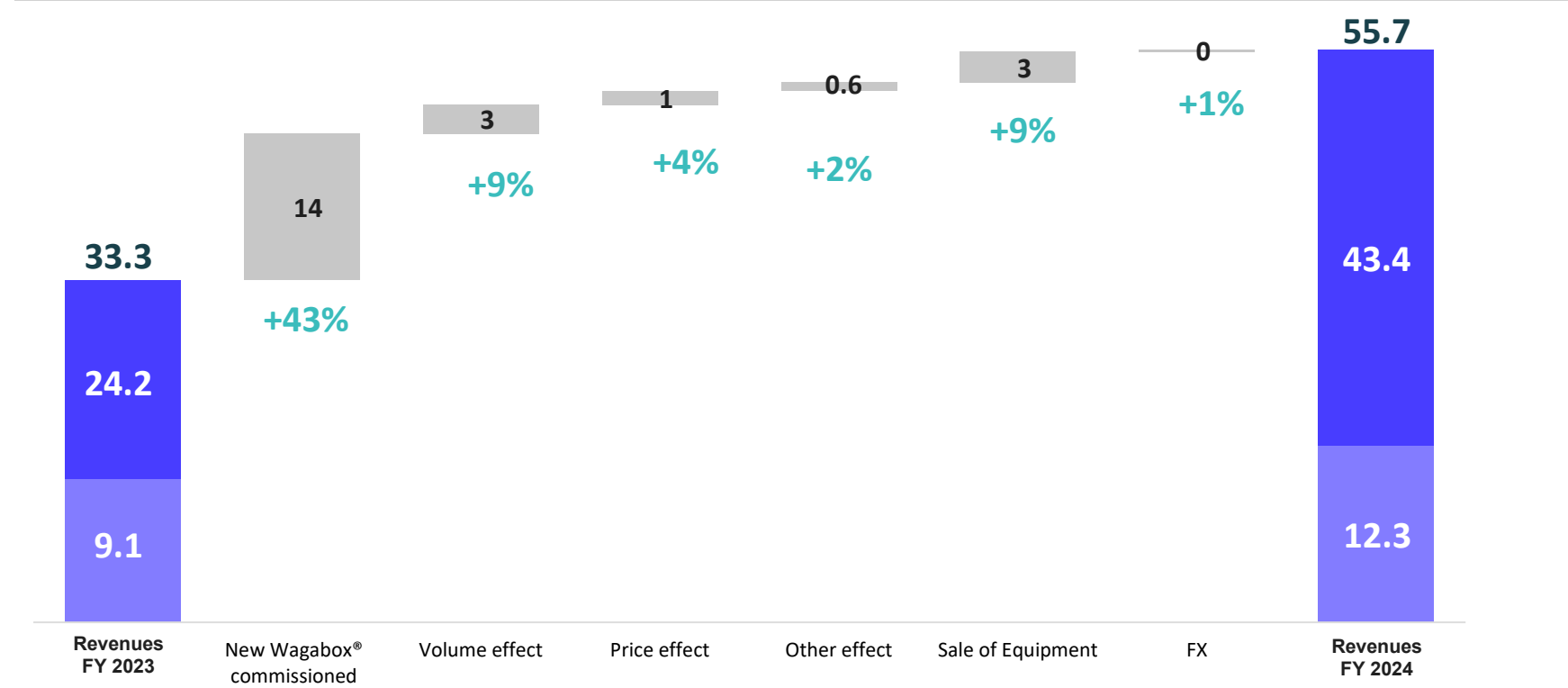
EthiFinance ESG ratings **81/100** ESG rating (vs 50/100 for benchmark)



+67% growth driven by RNG production revenues up +81%, and increasing international contribution



Revenues FY 2023 vs FY 2024 (€m)

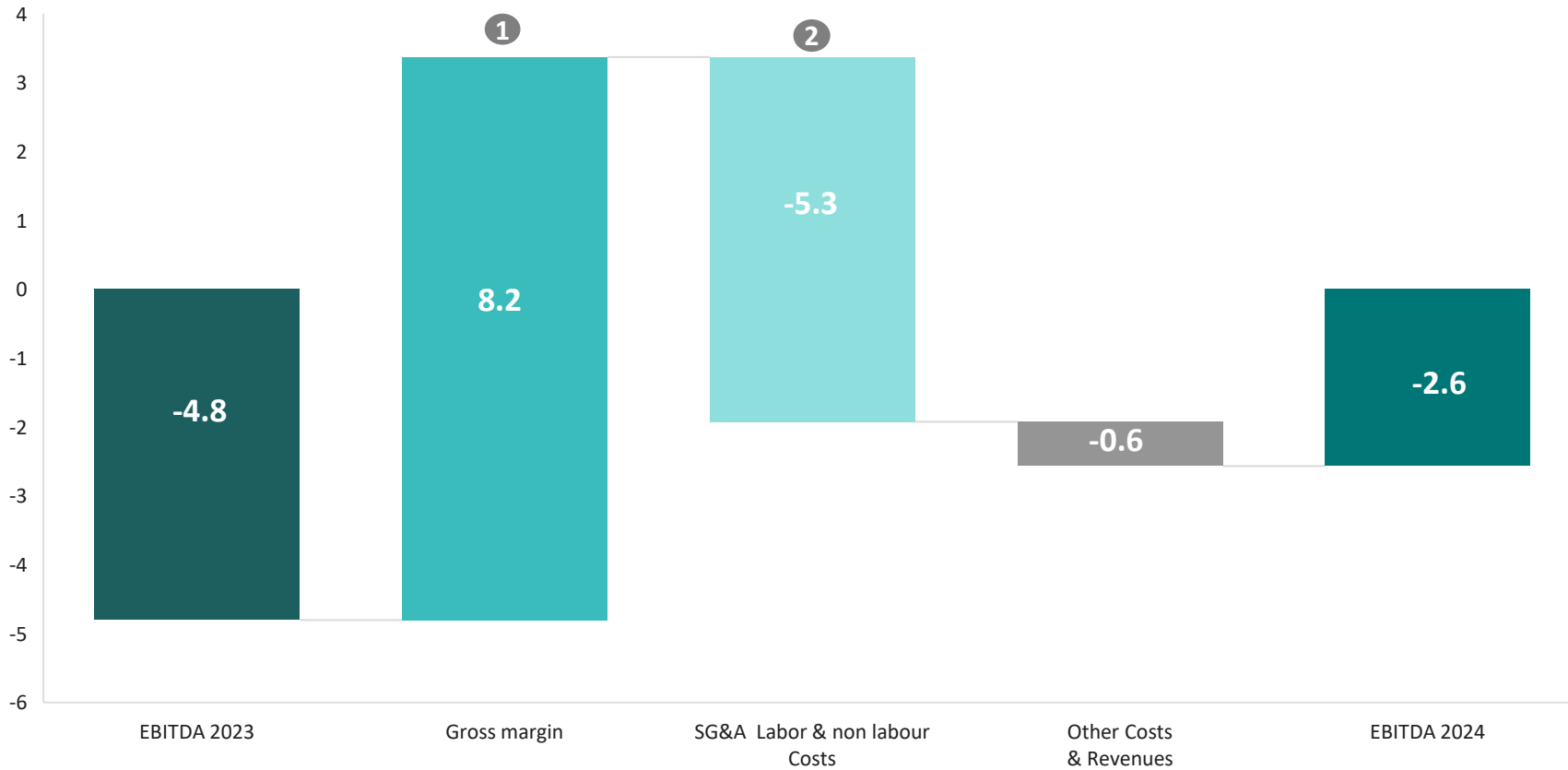


France Rest of Europe North America

RNG and O&M Equipment sale and other

EBITDA driven by strong growth in revenues

EBITDA Bridge 2023 - 2024

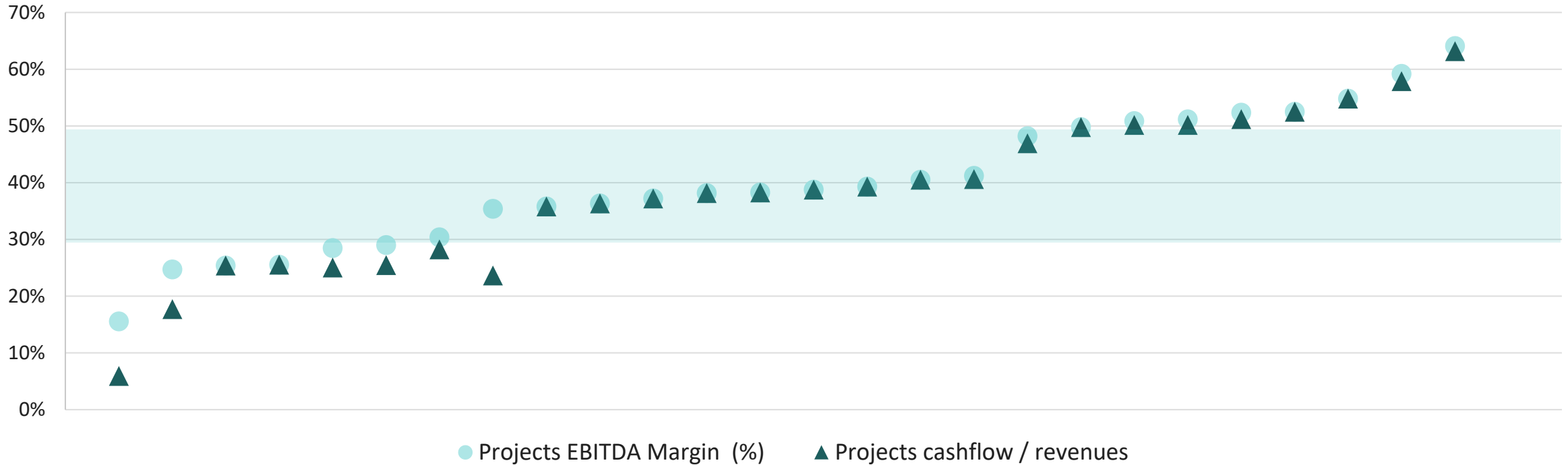


① Gross margin rate up +7 pts thanks to increasing RNG revenues, biogas cost indexation and reduced electricity costs

② SG&A growing at a much lower pace than revenues (+40% vs +67%)

Improving Projects EBITDA with 97% conversion rate into cashflows

2024 Projects cashflows and EBITDA Margin

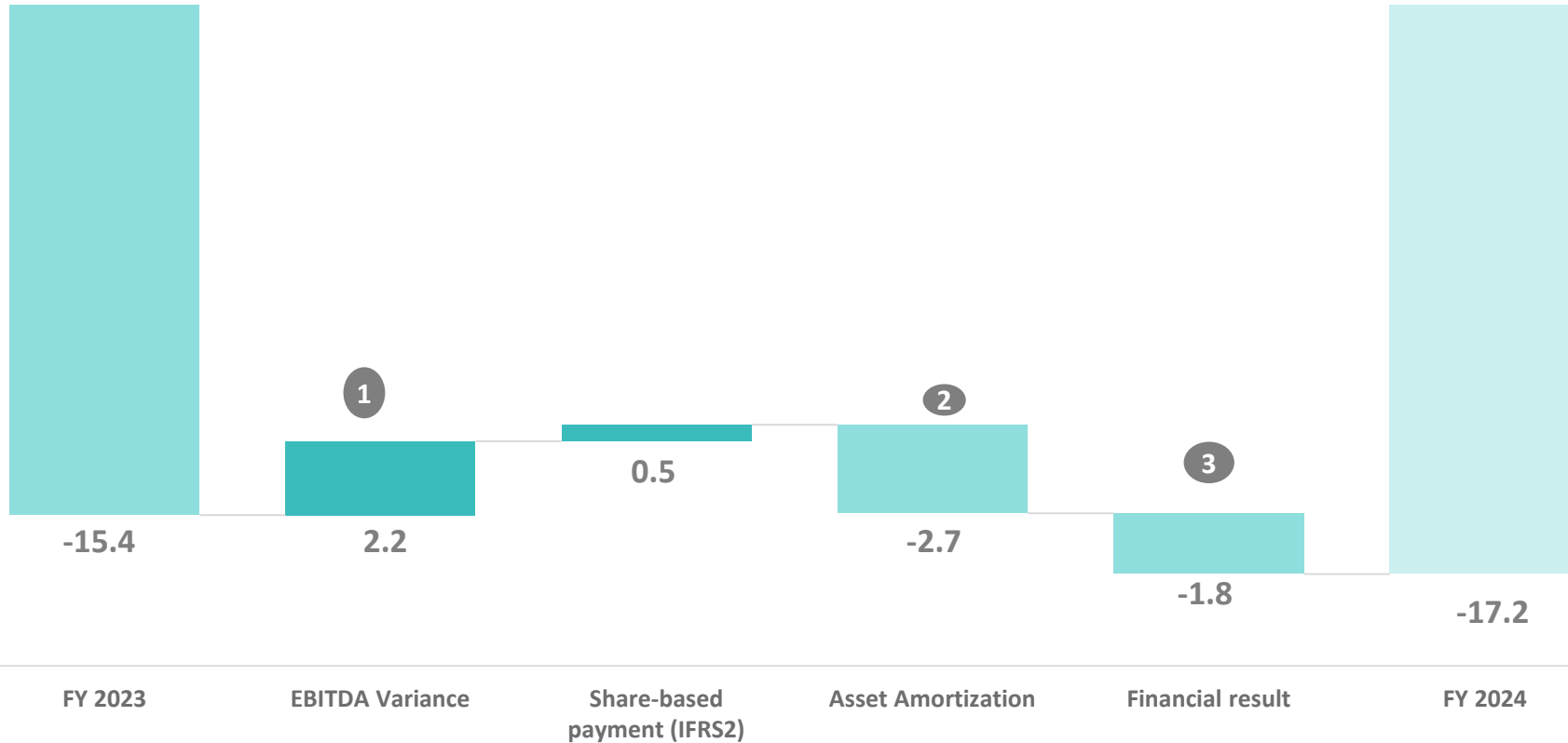


Vast majority of **Projects EBITDA** comfortably within the **30-50% target zone**

Wagabox® deliver **highly predictable Project cashflows**

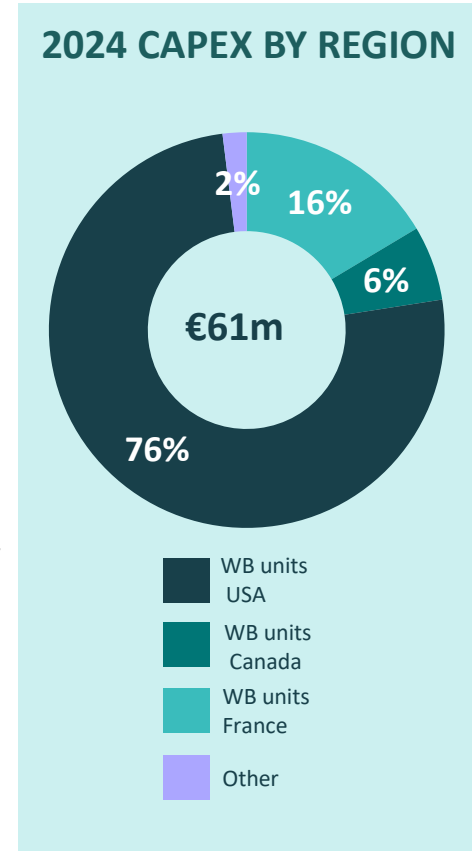
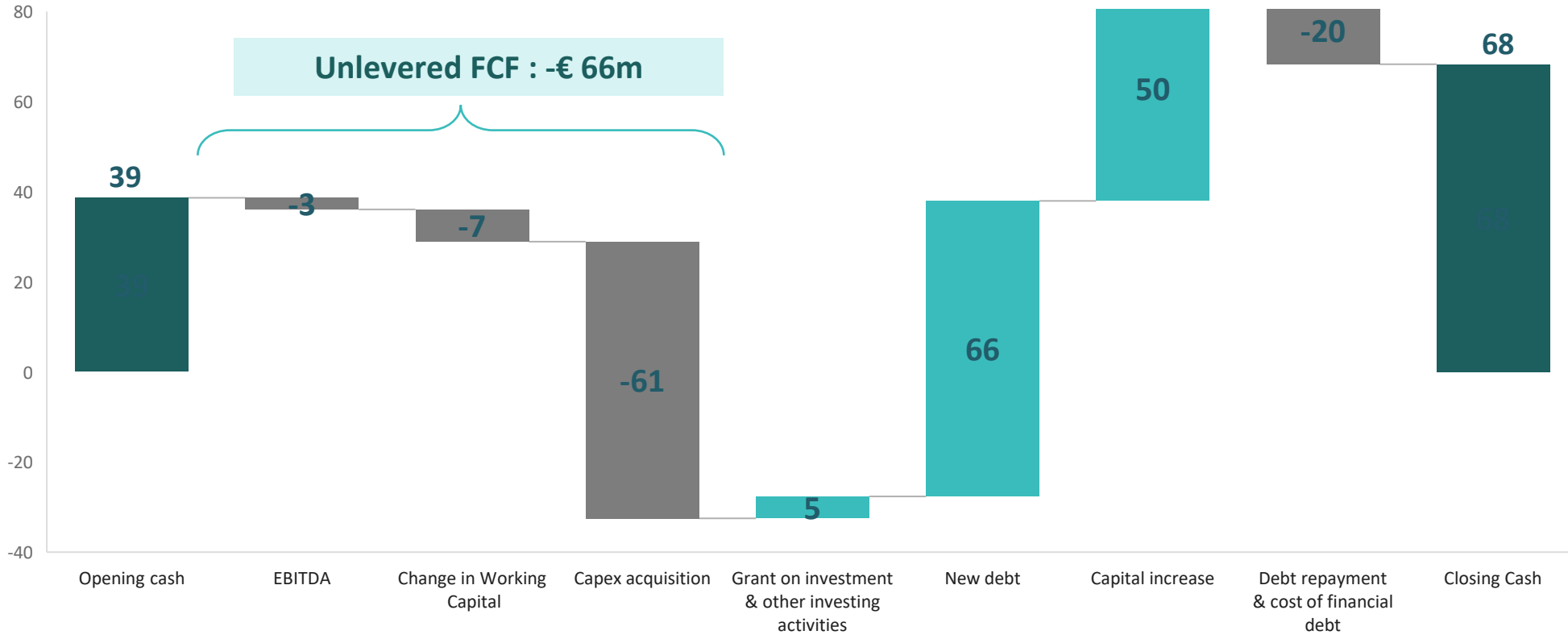
Net income slight decrease mainly due to asset amortization

Consolidated Net Income (€m)



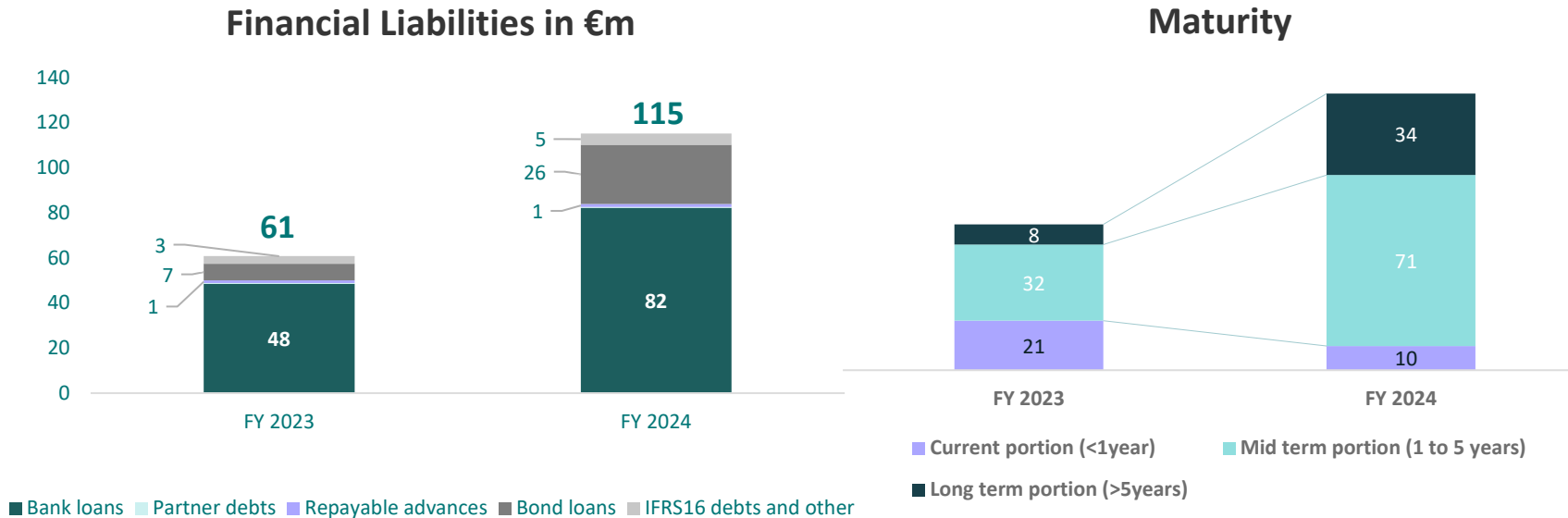
- ① EBITDA improving
- ② 10 new Wagabox[®] commissioned in 2024
- ③ €55m debt increase in 2024

Unlevered FCF driven by strong investments in profitable assets



€61 m capex, mostly in WAGABOX® assets, of which 76% in North America
 €116m proceeds from debt and capital increase

€182 m liquidity position thanks to equity and debt raised, and EBITDA close to beakeven



2024 (2023)

46% (37%)
Gearing*

7 years (8.7 years)
Average maturity

▶ **€182 m total liquidity** made of €68m cash and cash equivalents + € 114m available undrawn debt

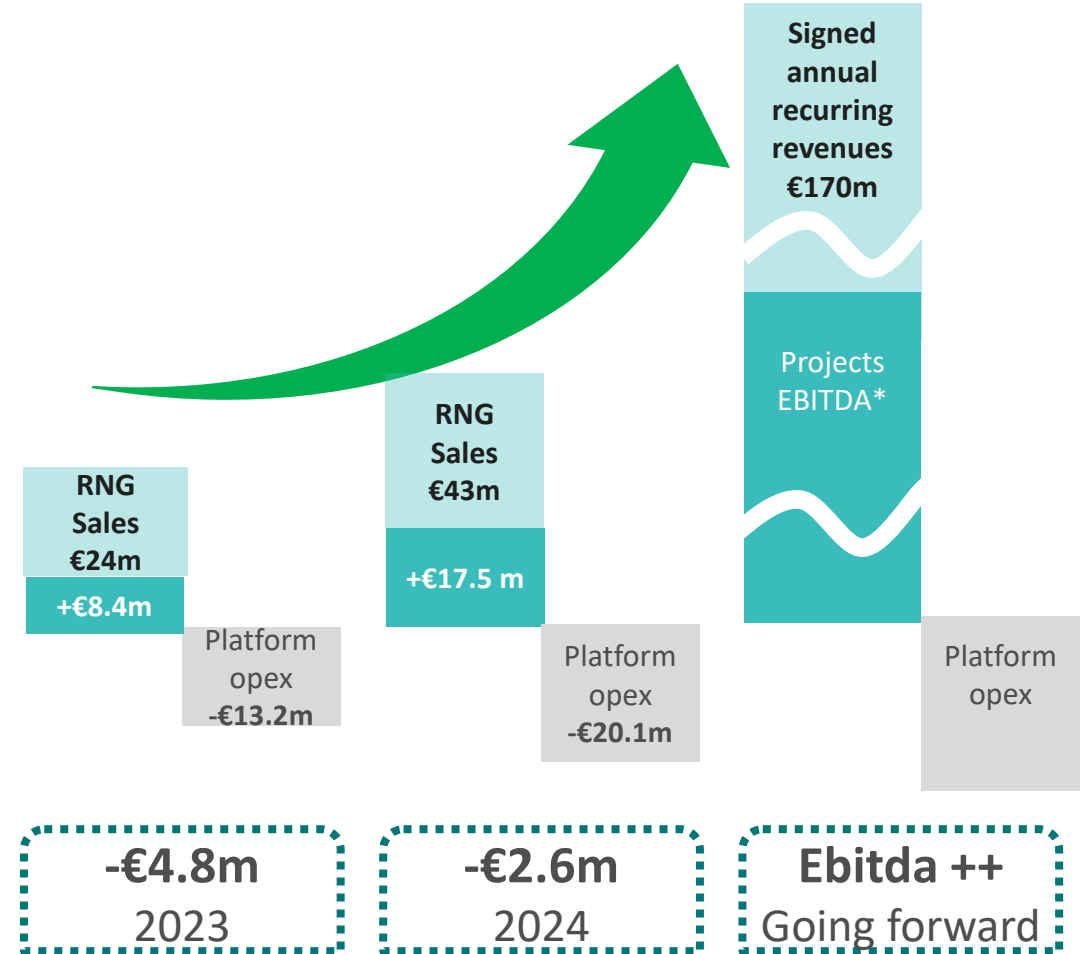
Record year in debt raising : € 171m signed in 2024 (+€ 24m in 2025) and € 52m equity

* Debt / Debt + Equity

Buoyant sales momentum, strong EBITDA uptake, financing options available

- ✓ **Continue delivering best in class operational track record**
 - ⇒ Large US Wagabox® to be delivered in H2 (19 units under construction in total for 1.8 TWh / 6.1 mm MMBTu p.a.)
 - ⇒ Operating a portfolio of 30 units worldwide (1.4 TWh / 4.8 mm MMBTu p.a.)
- ✓ **Converting buoyant sales pipeline into signed projects**
 - ⇒ US momentum accelerating (4 gas rights + 3 offtakes signed since December, Waga is now a market reference) + Europe and now Brazil
 - ⇒ 16.8 TWh / 57 mm MMBTu p.a. sales pipeline
- ✓ **Continue raising non-dilutive financing**
 - ⇒ options : project finance, ITC, corporate debt, farm down
- ✓ **Deliver EBITDA breakeven in the course of 2025**
 - ⇒ Confirmed few months time shift for 2026 ~€200m revenues and 4 TWh p.a. installed capacity objectives
 - ⇒ > €400m annual secured revenues in 2026 objective maintained

On track to achieve EBITDA breakeven



(*) RNG, EPC and O&M

Thank you





Appendix

FY2024 consolidated financial statements

In € million	December, 31st 2024	December, 31st 2023	% Variation
Revenue	55.7	33.3	67%
Operating expenses	-33.1	-16.8	97%
EBITDA (1) *	-2.6	-4.8	
IFRS 2 expenses (share-based payment)	-3.3	-3.8	-13%
Depreciation, amortization and provisions	-7.6	-5.9	29%
Profit (loss) from recurring operations	-13.4	-14.5	
Other non-recurring operating income and expenses	0.3	0.4	-4%
Operating profit (loss)	-13.1	-14.1	
Cost of net financial debt	-2.9	-1.0	176%
Consolidated profit (loss) for the period	-17.2	-15.4	
Net income - Group share	-17.6	-16.0	
Capex	-61.5	-49.2	25%
Cash and cash equivalent (end of period)	68.3	38.7	77%
Number of employees (end of period)	241	200	21%

*EBITDA (Earnings Before Interest, Taxes, Depreciation & Amortization) is an indicator of operating performance, defined as operating income before non-recurring items restated for net depreciation and amortization on property, plant and equipment, intangible assets, and provisions, as well as expenses related to share-based payments (IFRS 2).



Notes

- 1 **Slide 3** *Including a cryogenic module sold to Air Liquide.*
- 2 **Slide 3** *Estimate using comparative emission factors for fossil natural gas and Renewable Natural Gas, as calculated by ISCC (International Sustainability & Carbon Certification) for France and Spain, the “CA-GREET” model for the United States and the grid of gas distribution company, Énergir, for Canada.*
- 3 **Slide 5** *Average uptime of 94.3% for units that have been in operation for more than 12 months*
- 4 **Slide 7** *A **Renewable Identification Number (RIN)** is a unique identifier used in the U.S. Renewable Fuel Standard (RFS) to track the production and use of biofuels. Managed by the Environmental Protection Agency (EPA), it encourages the blending of renewable fuels like RNG to reduce greenhouse gas emissions. Each gallon of renewable fuel is assigned a RIN, which can then be traded.*
- 5 **Slide 11** ***Project EBITDA** is an indicator of operating performance, defined as operating income before non-recurring items restated for depreciation and amortisation on property, plant and equipment, intangible assets, and provisions, as well as expenses related to share-based payments, calculated on a per-project basis. Unlike EBITDA, Project EBITDA does not take into account certain fixed costs (rent outside contracts within the scope of IFRS 16, costs related to administrative and financial functions, etc.) and recurring overheads expenses. The Project EBITDA margin is calculated by dividing the Project EBITDA a specific project by the revenue.*
- 6 **Slide 15** ***The signed annual recurring revenue** correspond to the revenues anticipated by the Company over a period of 10 to 20 years in the context of long-term contracts, either for the sale of RNG or for purification services. It does not constitute a forecast and is intended to represent, at the date, the potential of the installed base of WAGABOX® units and those under construction. In the case of a RNG sales contract, the revenue depends on the price obtained from an energy company and the sales volumes anticipated by the Group on the basis of the landfill gas audit carried out before each project.*

Important notice

By viewing or receiving or reading the presentation that follows (the "Presentation") or attending any meeting where this Presentation is made, you agree to be bound by the limitations, qualifications and restrictions set out below:

We remind you that you have agreed, prior to being granted access to the Presentation, that: (i) you will not disclose the Presentation, the oral presentation of the information in the Presentation made by Waga Energy SA (the "Company") or made by any person on behalf of the Company and any question-and-answer session that follows the oral presentation, to anyone within your firm (other than and subject to the restrictions you have agreed to when your firm was initially contacted) or outside your firm, and (ii) these restrictions will apply to your entire firm.

The activity and the financial condition of the Company are described in the universal registration document (the "Universal Registration Document"). The Universal Registration Document is available free of charge from the Company. The Universal Registration Document is also available on the website of the Company (www.waga-energy.com) and of the AMF (www.amf-france.org).

The existence and content of this Presentation does not constitute and should not be construed as a contract or an offer to contract or a public or non-public, binding or non-binding, offer to sell or a solicitation of an offer to buy any securities, investment products, share of funds or other financial product or services in any jurisdiction.

This Presentation and its contents may not be reproduced, redistributed or passed on, directly or indirectly, to any other person or published, in whole or in part, for any purpose. This Presentation is not directed to, or intended for distribution to or use by, any person or entity that is a citizen or resident or located in any locality, state, country or other jurisdiction where such distribution, transmission, publication, availability or use would be contrary to law or regulation or which would require any registration or licensing within such jurisdiction.

No securities of the Company have been or will be registered under the U.S. Securities Act of 1933, as amended (the "U.S. Securities Act"), or under any state securities laws, and the securities of the Company may not be offered

or sold in the United States except pursuant to an exemption from, or in a transaction not subject to, the registration requirements of the U.S. Securities Act. The Company does not intend to register in the United States any portion of its securities or to conduct a public offering of any of its securities in the United States. Neither this presentation nor any copy of it may be viewed by a person within, or transmitted into, directly or indirectly, the United States (as defined in Regulation S under the U.S. Securities Act), except to a limited number of "qualified institutional buyers" (as defined in Rule 144A under the U.S. Securities Act).

The distribution of this Presentation and any information contained herein in certain jurisdictions may be restricted by law or regulation and persons into whose possession this document comes should make themselves aware of the existence of, and observe any such restriction. In particular, neither this Presentation, nor any part of it may be distributed, directly or indirectly, in the United-States of America (except to a limited number of "qualified institutional buyers;" as defined in Rule 144A under the U.S. Securities Act), Canada, Australia or Japan. Non-compliance with these restrictions may result in the violation of legal or regulatory restrictions in certain jurisdictions.

The information contained in this Presentation is of an indicative nature and has not been verified independently. No representation or warranty, whether express or implied, is given regarding the accuracy, comprehensiveness or accuracy of the information and opinions contained in this Presentation. This Presentation is not meant to serve as a basis for, and shall not be used in connection with, an investment decision. No person shall be entitled to rely on, or shall have any claims against the Company, any of its affiliates, officers, directors, employees, any of their advisers, consultants or any other person arising from this Presentation. The information contained in this Presentation is indicative as at the date of this Presentation and may have to be updated, amended or completed significantly. This Presentation contains only summary information and does not purport to be comprehensive. The Company does not undertake to update, amend or complete the information contained in the Presentation in order to reflect new information, new events or for any other reason and the information contained in this Presentation may be modified without prior notification.

This Presentation contains forward-looking statements about the Company. These statements include financial projections and estimates and their underlying assumptions, statements regarding plans, objectives and expectations with respect to future operations, products and services, and statements regarding future performance. Forward-looking statements are generally identified by the words "expects", "anticipates", "believes", "intends", "estimates", "anticipates", "projects", "seeks", "endeavors", "strives", "aims", "hopes", "plans", "may", "goal", "objective", "projection", "outlook" and similar expressions.

Although the Company believes that the expectations reflected in such forward-looking statements are reasonably made, investors and holders of the Company's securities are cautioned that forward-looking information and statements are subject to various risks, whether known or unknown, uncertainties and other factors, which may be beyond the control of the Company and which may cause actual results, performance or achievements to be materially different from any future results, performance or achievement expressed or implied by such forward-looking statements. These risks and uncertainties include those discussed or identified in filings with the AMF made or to be made by the Company, including in particular the risk factors described in Chapter 3 "Risk factors" of the Universal Registration Document. The Company undertakes no obligation to publicly update its forward-looking statements, whether as a result of new information, future events, or otherwise. Any information relating to past performance contained herein is not a guarantee of future performance. Nothing herein should be construed as an investment recommendation or as legal, tax, investment or accounting advice.

The market data and certain industry forecasts included in this Presentation were obtained from internal surveys, estimates, reports and studies, where appropriate, as well as from external market research, publicly available information and industry publications. Neither the Company, nor its affiliates, directors, officers, advisors, employees, consultants or agents have independently verified the accuracy of any external market data and industry forecasts and do not make any undertakings representations or warranties in relation thereto. Such data and forecasts are included herein for information purposes only.