



**Mathieu Lefebvre**  
Co-founder  
& Group CEO



**Jean-Michel Thibaud**  
Deputy GM & CFO

# FY2024 REVENUES

February 10<sup>th</sup> 2025



# Waga Energy's 2024 achievements led by US acceleration

## Very strong revenue growth @ +67% yoy

- ✓ +81% RNG revenues with **10 new Wagabox®** in operation (France, Canada and the US)

## Accelerating sales momentum led by the US

- ✓ **Acceleration in the US over the last 2 months** with 4 new projects won, and resuming of the European markets with 5 new projects
- ✓ **Sales pipeline >15 TWh** (5 .1 bn MMBtu) p.a. as of Dec 2024 (+27% yoy)
- ✓ **11 new projects won** (US, France, 1<sup>st</sup> in Italy, 2<sup>nd</sup> in Spain, Canada) since the beginning of 2024

## Industry-leading execution capabilities

- ✓ **576 GWh** (2m MMBtu) RNG injected (+72% yoy)
- ✓ **30 RNG production units in operation** (France, Spain, Canada and a 1<sup>st</sup> one in the US)
- ✓ **19 WAGABOX® under construction** (1.8 TWh/6.1 m MMBtu p.a.) o/w 12 in the US
- ✓ **3.2 TWh p.a. (11 m MMBtu p.a.)** installed capacity for the 49 projects won worldwide
- ✓ High-performance operations: **94.3% availability** achieved


**Massive impact  
on GHG emissions  
reduction**

**142,000 tons  
of eqCO<sub>2</sub> emissions  
avoided in 2024  
by substituting fossil-  
based natural gas**

# 10 RNG production units commissioned in 2024



January 2024  
**Sainte-Marie-Kerque**  
35 GWh/y (120,000 MMBtu)



March 2024  
**Steuben (New York)**  
60 GWh/y (205,000 MMBtu)



April 2024  
**Éteignières**  
25 GWh/y (85,300 MMBtu)



April 2024  
**Chatuzange-le-Goubet**  
25 GWh/y (85,300 MMBtu)



April 2024  
**Rockford (Illinois)**  
330 GWh/y (1,126, 000 MMBtu)



June 2024  
**Septèmes-les-Vallons**  
25 GWh/y (85,300 MMBtu)



July 2024  
**Fresnoy-Folny**  
35 GWh/y (120,000 MMBtu)



July 2024  
**Cowansville**  
30 GWh/y (102,000 MMBtu)

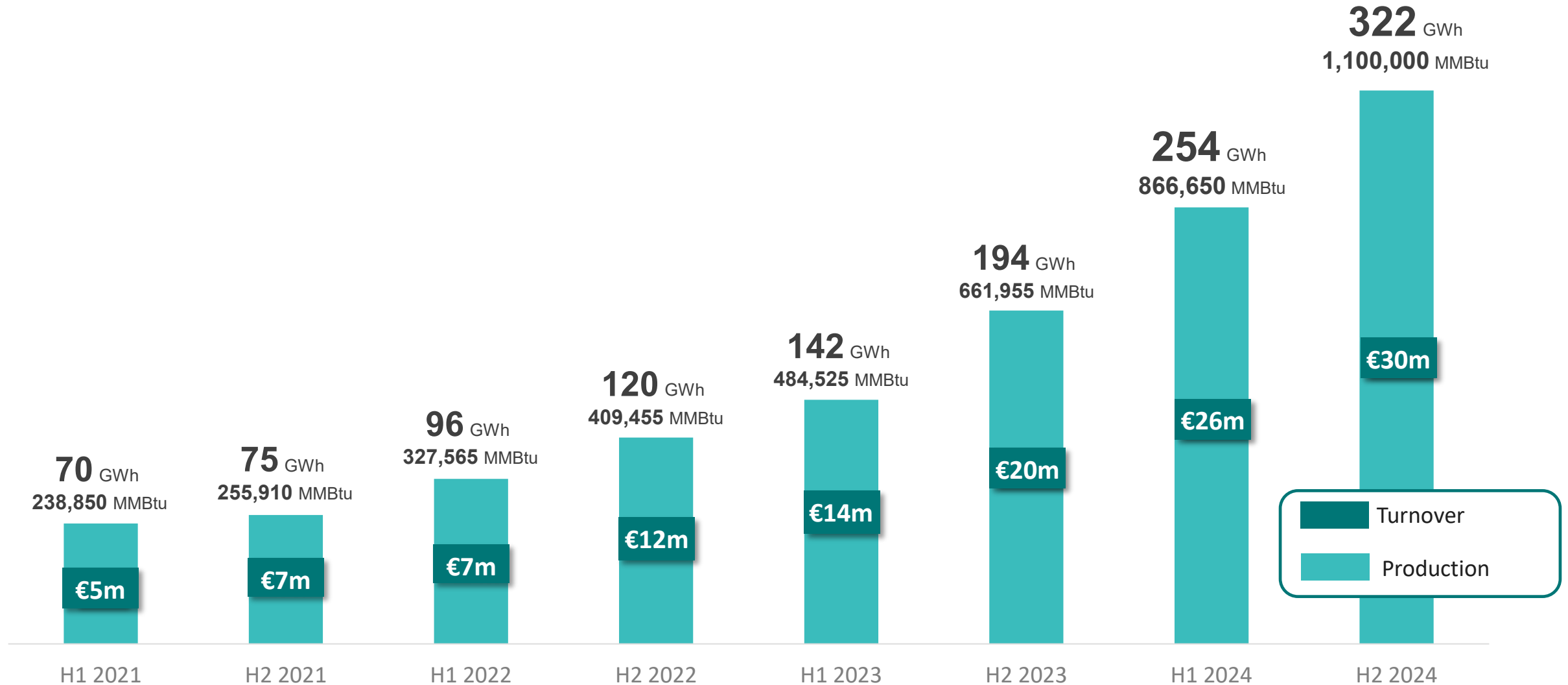


September 2024  
**Granges**  
25 GWh/y (85,300 MMBtu)

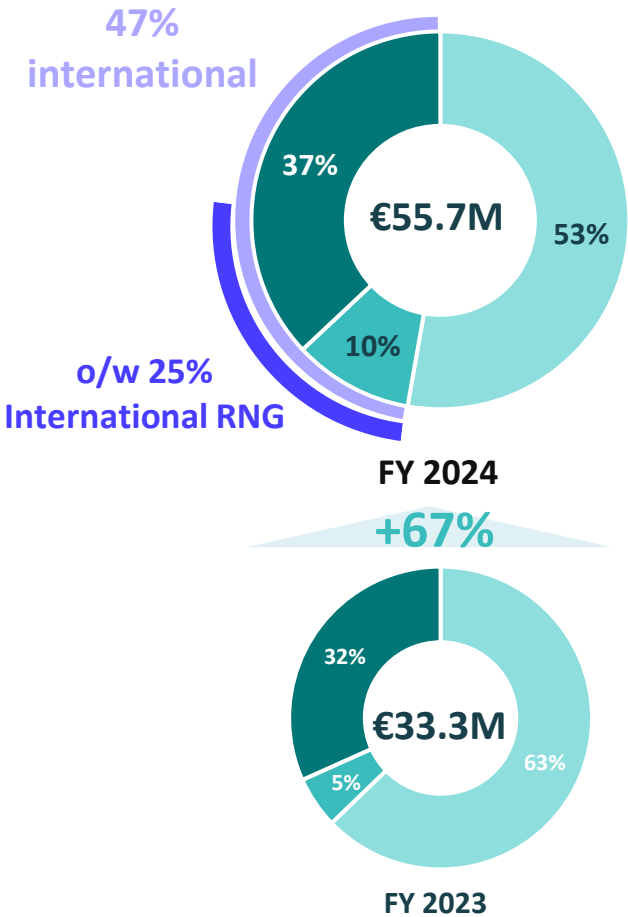


December 2024  
**Clermont-Ferrand**  
15 GWh/y (51, 00 MMBtu)

# 576 GWh (2 m MMBtu) RNG injected (+72% yoy)



# +67% growth driven by RNG production revenues up +81%, and increasing international contribution



France Rest of Europe North America

## Revenues FY 2023 vs FY 2024 <sup>(1)</sup> (€m)



RNG and O&M Equipment sale and other

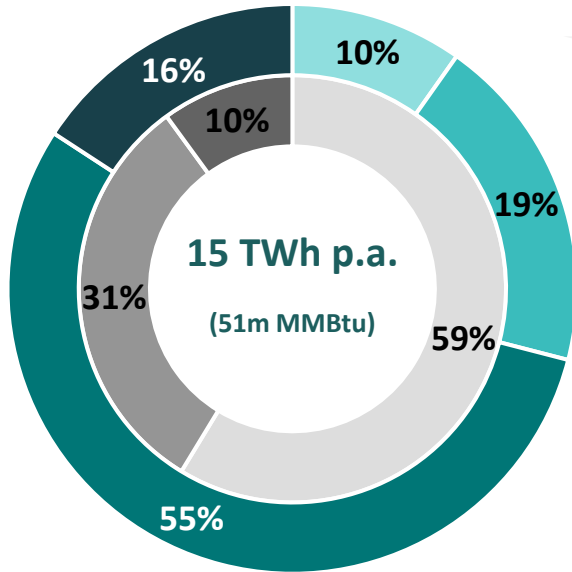
# Sales pipeline @ 15 TWh p.a. (51m MMBtu), up +27% yoy

PIPELINE

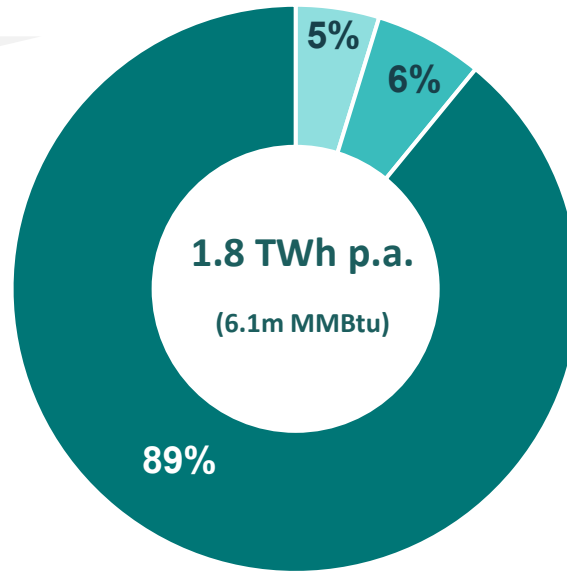
SIGNED PROJECTS

UNDER CONSTRUCTION

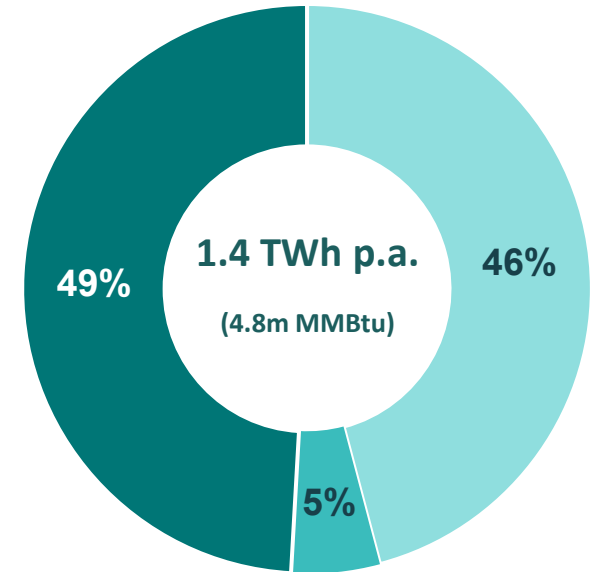
IN OPERATION



**#179**  
projects



**#19**  
projects



**#30**  
projects

- Phase 1: feasibility studies ongoing
- Phase 2: offer submitted
- Phase 3: contractual negotiation

- France
- Rest of Europe
- North America
- Rest of World

# Gearing up to be the LFG to RNG leader



## Execution quality

### ➤ Build

- ⇒ 19 WAGABOX® under construction (>1.8 TWh/6.1m MMBtu p.a.)
- ⇒ Specific focus on large Wagabox® to be delivered in the US in H2

### ➤ Run

- ⇒ 30 units operated worldwide (1.4 TWh/5.4m MMBtu p.a.)
- ⇒ New efficiency territories with data/AI thanks to 30 Wagabox® datalake



## Increasing commercial acceleration

- Leveraging on US strong momentum to sign more gas rights and offtake contracts
- 15 TWh p.a. (51m MMBtu) sales pipeline
- Re-igniting European markets, opening in Brazil
- Continue financing Waga Energy's hyper growth in an efficient manner



## Focus on EBITDA breakeven in the course of 2025



## Continue avoiding massive eqCO<sub>2</sub> emissions



Thank you

